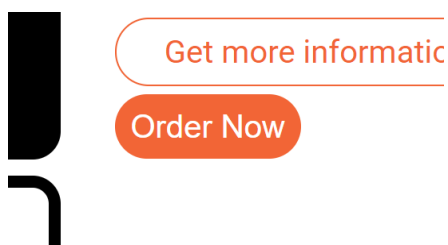
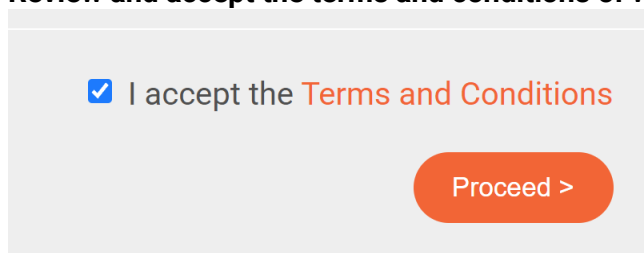


WOI.CO.NZ – changing card details


1. Go to link provided and Click “Order Now” or “Go to Cart” whichever appears



2. Review and accept the terms and conditions of website, and click Proceed



3. Click login as existing customer and use your Woi account, if you can not remember login details please contact us to reset password

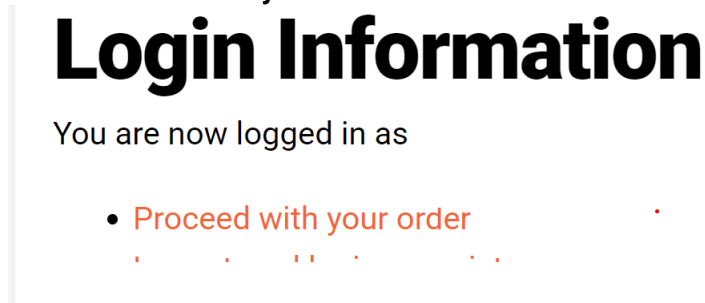


Login as Existing Customer

If you already have an account with us, login below.

E-mail Address	<input type="text"/>
Password	<input type="password"/>
<input type="button" value="Login"/>	

4. Click Proceed with your Order



5. At the bottom of the screen, choose “Enter New Details ” and key in your new card number.

Payment Details	<input type="radio"/> Use Existing Details <input checked="" type="radio"/> Enter New Details
Credit Card Number	<input type="text"/>
Credit Card Holder	<input type="text"/>
Credit Card Expiry Expiry date - Month / Year	<input type="text" value=""/> / 2022 <input type="text" value=""/>
CVV Code The code on the back of your card	<input type="text"/>